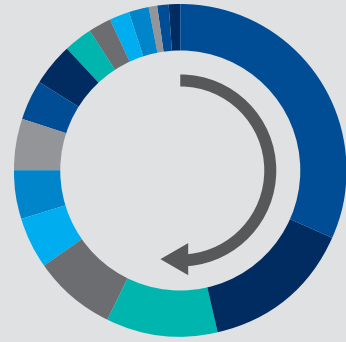
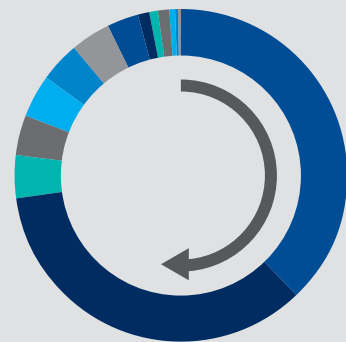


### PROPOSALS SUBMITTED BY UNIT FY 2017



■ Halmos College of Natural Sciences and Oceanography	32%	59
■ College of Osteopathic Medicine	15%	28
■ College of Pharmacy	11%	21
■ College of Arts, Humanities, and Social Sciences	8%	14
■ College of Dental Medicine	5%	10
■ College of Engineering and Computing	5%	10
■ College of Allopathic Medicine	5%	9
■ College of Psychology	4%	7
■ NSU Art Museum Fort Lauderdale	4%	7
■ College of Health Care Sciences	3%	5
■ Rumbaugh-Goodwin Institute for Cancer Research	2%	4
■ College of Nursing	2%	3
■ Office of Academic Affairs	2%	3
■ Abraham S. Fischler College of Education	1%	2
■ HPD Library	<1%	1
■ Mailman Segal Center for Human Development	<1%	1
<b>Total</b>		<b>184</b>

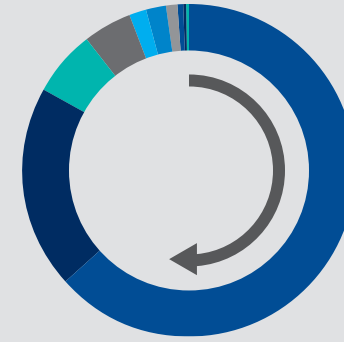
### SPONSORED FUNDING BY UNIT FY 2017\*



■ Halmos College of Natural Sciences and Oceanography	38%	\$36,735,741
■ College of Osteopathic Medicine	35%	\$33,458,477
■ College of Dental Medicine	4%	\$4,111,223
■ Mailman Segal Center for Human Development	4%	\$4,072,151
■ College of Arts, Humanities, and Social Sciences	4%	\$3,770,219
■ College of Psychology	4%	\$3,259,481
■ College of Engineering and Computing	4%	\$3,334,382
■ Office of Academic Affairs	3%	\$3,099,079
■ College of Pharmacy	1%	\$1,283,493
■ College of Optometry	1%	\$1,263,374
■ NSU Art Museum Fort Lauderdale	1%	\$582,156
■ College of Health Care Sciences	<1%	\$401,650
■ College of Allopathic Medicine	<1%	\$338,886
■ HPD Institute for Child Health Policy	<1%	\$45,000
<b>Total</b>		<b>\$95,755,312</b>

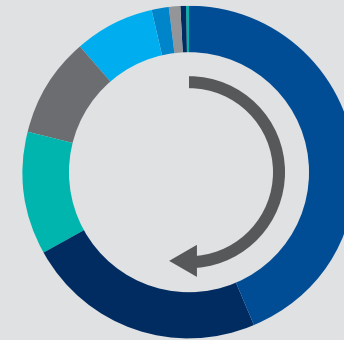
\* Slightly different from the annual sponsored funding total due to rounding when separating by college/center.

### RESEARCH FUNDING BY UNIT FY 2017



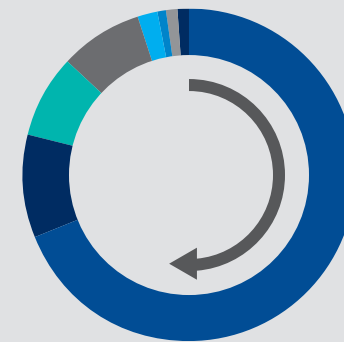
■ Halmos College of Natural Sciences and Oceanography	63%	\$35,449,173
■ College of Osteopathic Medicine	20%	\$11,033,376
■ College of Arts, Humanities, and Social Sciences	6%	\$3,651,321
■ College of Psychology	5%	\$2,533,904
■ College of Pharmacy	2%	\$1,047,313
■ College of Optometry	2%	\$972,794
■ College of Engineering and Computing	1%	\$703,151
■ College of Allopathic Medicine	1%	\$338,886
■ College of Dental Medicine	<1%	\$175,000
■ College of Health Care Sciences	<1%	\$10,000
<b>Total</b>		<b>\$55,914,918</b>

### COMMUNITY SERVICE FUNDING BY UNIT FY 2017



■ Mailman Segal Center for Human Development	44%	\$3,273,326
■ College of Dental Medicine	23%	\$1,737,140
■ Halmos College of Natural Sciences and Oceanography	12%	\$886,570
■ College of Psychology	10%	\$725,577
■ NSU Art Museum Fort Lauderdale	8%	\$582,156
■ College of Arts, Humanities, and Social Sciences	1%	\$118,899
■ College of Osteopathic Medicine	1%	\$83,000
■ HPD Institute for Child Health Policy	<1%	\$45,000
■ College of Optometry	<1%	\$15,026
<b>Total</b>		<b>\$7,466,694</b>

### TEACHING/TRAINING FUNDING BY UNIT FY 2017



■ College of Osteopathic Medicine	69%	\$22,342,102
■ Office of Academic Affairs	10%	\$3,099,079
■ College of Dental Medicine	8%	\$2,590,733
■ College of Engineering and Computing	8%	\$2,631,231
■ Mailman Segal Center for Human Development	2%	\$798,825
■ Halmos College of Natural Sciences and Oceanography	1%	\$400,000
■ College of Optometry	1%	\$275,553
■ College of Pharmacy	1%	\$236,180
<b>Total</b>		<b>\$32,373,703</b>